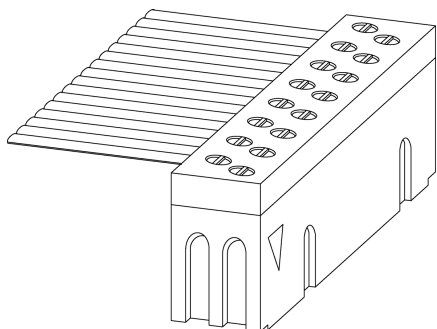




Socket Connector Jumper Selection Guide

Style No.: 39001



Socket Without Tab Key

FEATURES and BENEFITS:

- Eliminates usual cable/connector assembling.
- Ultimate strain relief inherent in design.
- Inseparable - nothing to come apart.
- No pull tabs required; cable molded into connector.
- Eliminates usually exposed conductor ends.
- Standard .050 in. (1,27 mm) pitch round-wire flat ribbon cable.
- Line-by-line probe access holes are standard.
- Industry standard interface dimensions - directly interchangeable replacements for other standard IDC socket cable assemblies - mate with male headers and DRP's with .025 in. (0,64 mm) square or round posts on .100 x .100 in. (2,54 mm) spacing.
- Three industry-standard polarity keying systems.
- Slotted ends clear adjacent posts when installed in continuous-row headers.
- Typical applications include: jumpering within a PC board; interconnecting between PC boards, backplanes and motherboards; interfacing input / output signals to the system as well as to test and checkout equipment.
- 100% factory testing of **each** jumper shipped.

SPECIFICATIONS:

Electrical:

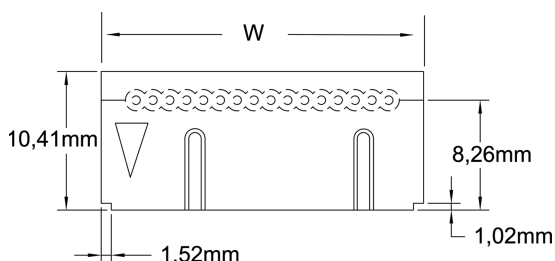
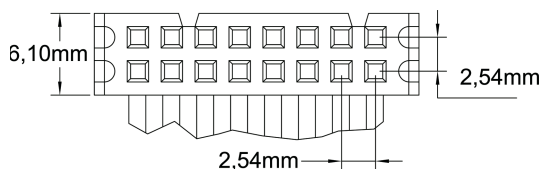
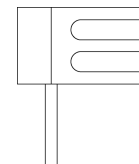
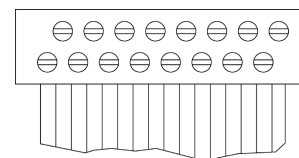
Current rating: 1 amp (D.C.)
 Dielectrical withstanding voltage: 1000 volts (sea level)

Physical:

Contact material: CuNi18Zn20
 Plating: see Surface-Finish-Materials Table

Environmental:

Material: U.L. rated 94 V-O
 Operating temperature range: -40°C to +105°C



DIMENSIONS: in inch (mm)

Size	W
08	0.560 (14,22)
10	0.660 (16,76)
14	0.860 (21,84)
16	0.960 (24,38)
20	1.160 (29,46)
26	1.460 (37,08)
34	1.860 (47,24)
40	2.160 (54,86)
50	2.660 (67,56)
60	3.160 (80,26)



Ordering Information

LEFT-END...	RIGHT-END CONNECTOR STYLE NUMBERS				
SOCKET without Tab Style 39001	NO CONNECTOR Style 39000	SOCKET without Tab Style 39001	SOCKET with Tab Key Style 39002	DIP Style 39007	DRB Style 39023
DOWN UP STRIPE UP	OPEN Stripped and tinned available	DOWN UP 	DOWN UP 	DOWN UP 	DOWN UP
DOWN UP STRIPE DOWN	OPEN Stripped and tinned available	DOWN UP 	DOWN UP 	DOWN UP 	DOWN UP

Easy 4-Step Jumper Description - EXAMPLE

For detailed information please see Technical Informations

STEP 1	LEFT CONTACTS	CONNECTOR STYLE NO.	CONTACT FINISH	CONNECTOR SIZE
	Left up =LP Left down =LN Left Open =LO	LN 39001	01	20
STEP 2	RIGHT CONTACTS	CONNECTOR STYLE NO.	CONTACT FINISH	CONNECTOR SIZE
	Right up =RP Right down =RN Right Open =RO	RP 39007	01	20
STEP 3	CABLE (conductor #1)	CABLE STYLE NO.	ALWAYS „00“	NUMBER OF CONDUCTORS
	Stripe up =SP Stripe down =SN	SN 39322	00	20
STEP 4	TIP-TO-TIP JUMPER LENGTH	DECIMAL		
	MilliMeters =MM INches =IN	MM 700	00	

NOTES: Where connector sizes are different, the inactive contacts will be located farthest from the cable stripe unless otherwise specified.

A P Products GmbH
 Postfach 1158
 D-71089 Weil im Schönbuch
 Deutschland
 Tel.: +49-7157-5348-0
 Fax: +49-7157-5348-39
 Web: www.ap-products.de
 E-mail: info@ap-products.de

A P Products Ltd.
 80 Cromwell Road
 Saffron Walden, CB11 4BE
 Great Britain
 Tel.: +44-1799-526602
 Fax: +44-1799-521408
 Web: www.ap-products.co.uk
 E-mail: info@ap-products.co.uk

A P Products S.r.l.
 Viale Abruzzi, 87
 I-20131 Milano
 Italia
 Tel.: +39-02-29404697
 Fax: +39-02-29523280
 Web: www.ap-products.com
 E-mail: info-i@ap-products.com